

Securly Products

Securly Aware	1
Securly Classroom	5
Securly eHallPass	9
Securly Filter	13
Securly MDM	17
Slide 1	17
Securly Observe	18
Securly On Call	20
Securly Reveal	22
Securly Rhithm	25
Securly Visitor	27



Understand your students' mental health, and help those who need it most



Many students struggle to manage feelings of stress, anxiety, depression, and grief. These facets of mental health affect students' behavior and academic outcomes. Without the proper support and interventions, they can even lead to violence, self-harm, or suicide.

Despite their best intentions, student services teams are stretched thin. Often supporting hundreds of students each, school counselors may lack the resources to know for sure which students are suffering and most in need of support.

That's where Securly Aware comes in. Securly Aware is a student safety and wellness solution that provides unprecedented visibility into your students' mental health and wellness. The data provided by Aware can help you understand and meaningfully impact your students' wellness. With Aware, you can:

- Know who's at risk of self-harm, suicide, depression, violence, and bullying
- Proactively support students who demonstrate concerning behaviors
- Gain a clear picture of each student's current wellness level
- Intervene quickly when wellness levels drop
- Respond effectively to student safety concerns

"To be able to catch clues on social media that would enable administrators and teachers to work with parents is absolutely worth everything to us as a community."

Dr. Barbara Nesbitt,

Asst. Superintendent for Technology Services Pickens County School District

How Aware works

1

Aware analyzes email, social media accounts, Google Drive files, and OneDrive files, as well as web browsing activity.

Web searches and websites

Social media

Google Docs
Google Sheets
Word (Drive files)

Google Slides
Gmail
Outlook 365

Google Chat
Canvas

Google Drive
One Drive

2

The Aware AI engine uses natural language processing (NLP), sentiment analysis, and keyword analysis to determine whether to flag an activity.

Keyword Analysis

Sentiment Analysis

NLP

Image Analysis

Does content match quarantine rules?

Yes

No

Content gets quarantined

Nothing found

3

If an activity is flagged, it's analyzed against quarantine rules.

Alert is generated

4

The alert email includes Confidence Scores calculated by At-Risk AI.

At-Risk AI

5

The flagged activity is then analyzed by the At-Risk AI system.

Historical Student Activity

Wellness Level

6

At-Risk compares flagged activity against student history.

7

At-Risk determines the severity of the activity and either maintains or updates the student's Wellness Level accordingly.

Respond (Add-on)

8

If an alert is generated, the Respond add-on creates a new case or appends an existing one to include the new activity.

Benefits

- Use the resources you're putting towards student wellness effectively
- Identify depression, grief, anxiety, and other mental health issues
- Proactively intervene with your most vulnerable students
- Curb cyberbullying and violence with proactive tools
- Virtually eliminate false positives with our advanced AI
- Centralize and streamline case management with Respond

Features

Preventative and automated interventions

Wellness Levels

- Know and easily visualize each student's emotional wellbeing—and respond proactively if levels begin to drop.

Wellness Pathways Widget Wellness Intervention

- Present students with mental health resources if their wellness levels decline with the Wellness Pathways Widget.

Think Twice Bullying Intervention

- Curb cyberbullying with Think Twice, which analyzes student posts and emails to detect hurtful content, and prompts them to reconsider before sending.

Email Recall & File Quarantine

- Automatically recall emails containing violence, bullying, and nudity.
- Automatically quarantine images containing nudity.
- Upgrade to also scan video files for pornography.

Comprehensive Scanning of Students' Online Activities

- Google Drive files, Docs, Sheets, Slides, OneDrive files, Canvas (messages, comments, and uploaded images), emails, social media, and web searches are scanned to identify indications of suicide, depression, violence, bullying, and nudity.

Flagged Activity Alerts

- Receive real-time alerts of concerning student activities via email, so designated staff can view all alert notifications and activity in their assigned OUs.

Sentiment Analysis

- Detects the actual sentiment behind posts, even when traditionally flagged keywords are not included.

At-Risk AI

- At-Risk AI conducts a nuanced analysis of flagged events, including a student's activity history, to determine a student's Wellness Level.
- Wellness Levels are continuously monitored and updated based on student activity.

Aware Dashboard

- Get a broad picture of student wellness levels, flagged activity trends, and detailed information on any student for any time frame.

Minimal False Positives

- Trust the longest-learning AI in K-12 education to provide more reliable alerts and minimize alert "noise."

Centralize on a single platform to simplify management

Securly has a suite of other products that work with Aware to help you manage student safety and wellness. Integrations include:



Get additional context for Aware alerts—and visibility and control over all devices regardless of location—with our industry-leading CIPA-compliant cloud web filter



Streamline management of Aware alerts and support students more efficiently effectively




Enlist safety experts to analyze and validate alerts from Aware and escalate response—before things get worse

Focus your student support services where they're needed most

With Securly Aware, you can identify the students who are most at-risk and intervene before the worst happens.

Don't worry about your students' wellness. Know for sure with Aware.

[Register for a demo now](#)



✉ sales@securly.com

☎ 1-855-SECURLY

🌐 www.securly.com

©2023. Logos and trademarks are the property of their respective companies. All rights reserved.



Keep students focused and engaged during class



School-issued devices can help students expand their learning by providing access to the internet's virtually limitless resources. But this same capability introduces new distractions and challenges. It's hard to know if your students are engaged in your lesson or the latest viral video.

Securly Classroom helps you regain control of your classroom. You can literally see what your students are seeing. If they're engaging with something they shouldn't be, you can close tabs and block sites if necessary.

When you no longer need to worry about what students are doing, you can focus on what you're really there to do: teach. And instead of a barrier, technology becomes a bridge. You can use it to your advantage by communicating directly with students, sharing links to helpful resources, and delivering more engaging lessons. With Securly Classroom, you can:

- Minimize distractions to keep your students engaged in learning
- Push lesson content directly to student screens, so they get the most out of class time
- Connect and communicate with students in new ways, whether in-person or remote

"Having the ability to see what students are doing on school-issued Chromebooks during instruction time is very beneficial. And having the capability of locking their screens to one URL is mind blowing, especially for online test taking. Securly Classroom is a solution that our district will continue to utilize for years to come!"

Denise DeJuliannie, Technology Director
Eden Valley-Watkins School District

How Classroom works

3rd Period Algebra 2

Class ends: 58:56

Select Students

Austin Sanders

Thomas Thompson

Kay Adkins

Bo Burnam

Keith Folk

Mario Gomez

Algebra 2 | Math | Khan Academy

Polynomial arithmetic | Algebra 2 | Math | Khan Academy

Algebra 2 | Math | Khan Academy

About Emily Dickinson

Greatest common factor of monomials...

MoMA | What Is Modern Art?

Device Console

Users

Devices

Classes

Web links

Screen Lock



Freeze screens and get your class's attention by sending a custom message (e.g., All eyes up front, please), then release individual students or the entire class at once.

Share Screen



Share your desktop, a single tab, or an application with one student or your whole class, as well as audio for remote students.

Site Lock



Open and lock students to a particular website or set of websites, blocking all others.

Announce



Send a message to all student devices that they must acknowledge to close (e.g., Reminder: Big test tomorrow!).

Push URL



Quickly push web pages to individual students or your entire class.

Unlock



Release individual students or the whole class from Screen Lock or Site Lock.

Pin a Student



Home in on individual students if you want to keep a closer watch.

Zoom In/Out



See more students at once, or more detail.

View Student History



Quickly see a student's browsing history for that class session.

Tab View



Toggle between seeing a list of all open tabs or student screens.

Chat with Student



Communicate one-on-one with students and maintain logs of all chats.

Benefits

- Take the frustration out of device management, so you can focus on teaching
- Know what your students are doing on their devices during class
- Instantly push content and resources to student devices
- Lock student screens during tests and when their attention is needed
- Block unrelated and distracting sites to keep your students focused on the lesson
- Support students via virtual hand-raise and 1:1 chat

More Features

Quick & Easy Setup

- Get up and running quickly with cloud-based classroom management using your existing Google login and automatically imported class rosters.

Intuitive Interface

- Teachers can get up and running with a clean and easy-to-navigate interface.

Seamless Integration

- Sync with Google Classroom, Schoology, Canvas, ClassLink, Clever, and any SIS that supports the OneRoster standard.

Cross Platform and Environment

- Use with Chromebooks, Windows, and Macs, whether teaching in-person, remote, or in hybrid environments.

Screen Viewing

- See and monitor each student's device screen, and open tabs from a single convenient interface.

Tab Control

- Remotely select and close tabs on student devices when appropriate.

Block Lists

- Want to use YouTube in one class, but find it a distraction in another? Create reusable custom block lists to block distracting sites for individual classes.

Raise a Hand

- Give students the ability to get your attention or ask for help.

Class History

- View a record of all student browsing history during class or after class.

Lost Chrome Device Recovery

- Keep track of Chromebooks with tools to lock, locate, and communicate with missing devices.

Centralize on a single platform to simplify management

Securly has a suite of other products that work with Classroom to do even more. Whether it's student safety, engagement, or anything else, we have you covered. Integrations include:



Our cloud-based mobile device management specifically for school iPads and other iOS devices



Keep students safe on all devices with Securly's signature cloud-based web filter for schools



Give parents/caregivers more control and opportunities to get involved in their kids' learning

Lead class with confidence with cloud-based classroom management

With Securly Classroom's intuitive and powerful tools at your fingertips, you can minimize technology distractions and regain control of your classroom.

Ensure students are focused, engaged, and connected so you can focus on doing what you do best.

[Register for a demo now](#)



✉ sales@securly.com

☎ 1-855-SECURLY

🌐 www.securly.com

©2022. Logos and trademarks are the property of their respective companies. All rights reserved.



Simplify hall passes and strengthen campus safety



Traditional hall pass systems may have worked for years, but they fall short when it comes to meeting the needs of a modern school. If you need to account for students during a lockdown, for example, an outdated hall pass process will make it more difficult than it needs to be.

Or maybe you want to limit vaping and vandalism, or hold students accountable for missing instructional time. Either way, manual hall pass processes provide no way to combat or even collect data about these issues. You could try to add some type of tracking to your paper or other analog hall pass process, but this just creates more paper to keep track of and more work for teachers and staff.

With e-hallpass, an electronic hall pass system designed for K-12 schools, administrators and teachers finally have an easier way to issue and track hall passes. e-hallpass helps admins and teachers track how many passes are in use and by whom to improve student accountability and shore up safety concerns. With e-hallpass, you can:

- Know what students are using hall passes, and who's in the hall at any given time
- Identify where students are by building or room in an emergency situation
- Limit passes by student or location to minimize misuse
- Streamline appointment scheduling for teachers
- Regain control over hall pass usage to increase instructional time


"e-hallpass is a product that I honestly don't know how we would function without. With countless decisions to make throughout the day, e-hallpass provides tools that allow our teachers and admin team to monitor our building effectively, increase our safety, have accurate data for decision-making, and have our pulse on movement throughout the building at a moment's notice."

Stacie Kegley

Instructional Coach, Ballyshannon Middle School


How e-hallpass works

Students request a hall pass from a teacher from their school device, or their own device. e-hallpass automatically checks to see if the student has a pass limit, the requested destination is closed or full, or if there's another student in the halls that student isn't supposed to be in contact with.



Teachers can approve or deny passes in seconds, without disrupting their lesson.

School administrators can pull custom reports for pass takers, pass granter, and more to immediately know what students are going where, and how frequently.



Student View

Departing From:

John Teacher

Edit

TEST TEACHER KAY ADMIN JOHN TEACHER TEACHER KEEFER

ADD FAVORITE TEACHER/ROOM

Destination:

Restroom 2nd floor

Edit

RESTROOM 2ND FLOOR LOCKER MAIN OFFICE STAFF KEEFER HUB/LIBRARY

Submit

Students request passes by indicating where they're departing from and their destination

Teacher View

The screenshot displays the Teacher View interface. At the top, there are tabs for 'My Passes', 'All Passes', and 'Today's Appointments'. A 'Pause Dashboard' button and a 'Download CSV' link are also visible. Below these are filter buttons for 'Active', 'Both', and 'Ended'. A 'Filters' section includes checkboxes for 'Waiting Approval', '05+Min', 'System Ended', 'Extended Passes', and 'Edited'. A 'Basic View' toggle is set to 'On'. The main table lists passes with columns for Student, Out time, In time, Total, Type, and Status/Comments. Two passes are highlighted: 'Waiting Approval' for Kaitlin Student1 and 'Active' for Beckett Student5.

Student	Out time	In time	Total	Type	Status/Comments
WAITING APPROVAL Kaitlin Student1 has 10 passes today	Ayla Last Name	Main Office		STU	1 Pick up lunch.
ACTIVE Beckett Student5 has 2 passes today	Julie's Demo School Simulate 10:56 AM	Nurse 10:57 AM Julie's Dem...		TCH	0

Passes that are **Waiting Approval** can be approved or denied by the teacher

Passes that are **Active** will show their time stamp information on the teacher dashboard

Benefits

- Improve campus safety by knowing who is out of class and where they're going
- Maximize instructional time by reducing unnecessary hall pass usage and class interruptions
- Keep students accountable for their hall pass usage and reduce vandalism, mischief, and vaping
- Better investigate bullying and vandalism by knowing which students were out of class during a specific time period
- Know which students are out of class and where they are in emergency situations
- Simplify record-keeping for teachers, front desk staff, and administrators

Features

Student Pass Limits

- Give all students a daily pass limit, set different limits per grade level, or restrict individual students for disciplinary reasons.
- Prevent specific students or groups of students from being out of class at the same time.

Location Pass Limits

- Prevent students from going to rooms that are full, or when teachers or resources are unavailable.

Live Dashboard

- Know who's out of class with an automatically updating dashboard.
- Identify students who are out of class for extended periods.

Appointment Passes

- Make it easier for teachers to schedule student appointments.
- Schedule a pass for any student from any device, request a pass for any teacher (requires teacher approval), and receive notifications prior to scheduled appointments.

Pass Kiosk

- Provide pass request and check-in access to students without school or personal devices.

Custom Reports

- Generate reports about who is requesting and granting passes to better understand use and misuse.

Auto Pass

- Allow students to check themselves in and out of the classroom without disruption.

Proxy Pass

- Give teachers the ability to create their own passes when students don't have a device.

*e-hallpass tracks when passes are granted to students, what locations they say they're going to, and when they arrive (the same amount of data a school would gather with paper hall pass tracking). It **does not** use device-based location data or any other location-tracking software or hardware.*

Manage student movement on your campus the easy way

With e-hallpass, you can improve student accountability, increase safety, and maximize instructional time.

Ready to see the power of e-hallpass for yourself? Request a personalized demo today.

[Request a demo](#)



✉ sales@securly.com


📞 1-855-SECURLY

🌐 www.securly.com

©2023. Logos and trademarks are the property of their respective companies. All rights reserved.



Make online safety simple with cloud-based web filtering



As a school, ensuring your students have access to the internet is a necessity. But making sure that access is being used safely and wisely is where things can get complicated.

Securly Filter is a cloud-based web filtering solution developed specifically for schools. With Securly Filter, you gain the flexibility and ease of use you need to keep your students safe and out of harm's way, regardless of location or device. Plus, you'll have your own industry-leading customer support team at the ready.

For many, web filtering is about CIPA compliance. But any filter will provide that. With Securly Filter, you can:

- Ensure CIPA compliance — without expensive appliances or complicated setup
- Get the filtering features you need to make your job easier
- Gain visibility and control over all devices regardless of location

"We chose Securly Filter to provide an appliance-less, scalable, and CIPA-compliant solution to protect our students. I'm not sure where we would be without Securly in our district. It has become part of our culture and provides us the additional support we need."

Tom Walker, Director of Technology
Massac Unit School District #1

How Filter works

1. Network traffic, whether from on-campus devices or off-campus managed devices, is captured by Securly Filter.

2. Securly Filter detects users and applies the appropriate policies to them.

- A** Traffic that is allowed goes to the user as normal.
- B** Encrypted traffic is selectively decrypted and analyzed, and is either allowed or blocked.
- C** Blocked traffic will display a block page to the user, and optionally an alert can be sent to administrators.

3. In all cases, traffic is logged for administrator review.



Benefits

- Simplify deployment and maintenance
- Support filtering on any device and operating system
- Deploy 1:1 device programs with confidence
- Gain visibility and control over student devices — whether at school, home, or anywhere in-between
- Get user-level reporting on iPads with no login required
- Define custom policies to support off-network devices and BYOD
- Scale without bandwidth or other limitations
- Investigate flagged activities easily
- Download, schedule, and email reports

Features

Blocked Site Alerts

Receive email alerts for blocked sites only to minimize alert noise — or delegate alerts and access to appropriate staff.

Take-home Policies

Control how your school devices are filtered, even when they're off network.

Streamlined BYOD

Our unique selective SSL decryption allows you to know who's using unmanaged devices, and allows for reporting on encrypted traffic coming from those devices.

Live Activity Feed

See your students' online activities at a glance with a visual audit trail encompassing sites visited, exact searches, and video thumbnails.

PageScan

Never worry about new websites – PageScan technology scans for inappropriate images and keywords, and categorizes new sites as soon as they're accessed.

Time-based Policies

Apply filtering rules to OUs based on a specific schedule with time-based policies (perfect for after school clubs and lots more).

Extensive YouTube Control

Get Google-style YouTube functionality on Windows devices – except with even more customizable options.

Custom Groups

Create new groups without needing to create new OUs, plus manage and map them with custom groups.

Guest Policies

Easily define how to address outside devices on your network.

SmartPAC

Patented technology allows for user-level reporting on iOS devices without requiring login — a helpful feature for younger students on iPads.

Smart DNS

Gain full control and visibility into encrypted sites through selective proxying.



Centralize on a single platform to simplify management

Securly has a suite of other products that work with Filter to help you do even more. Whether it's student safety, engagement, or anything else, we have you covered. Integrations include:



Level up safety and wellness with AI-powered analysis of online activities, wellness monitoring, proactive interventions, and case management tools



Gain round-the-clock human-supported analysis of flagged activity notifications and escalated response — before the worst happens



Give parents/caregivers more control and opportunities to get involved in their kids' learning

Make security simple with cloud-based web filtering specifically for schools

With easy setup, the highest-rated support, and unparalleled flexibility, Securly Filter streamlines and simplifies web filtering for busy school IT teams.

Keep your students safe on all devices, whether at school, home, or anywhere in between.

[Register for a demo now](#)



✉ sales@securly.com

☎ 1-855-SECURLY

🌐 www.securly.com

©2022. Logos and trademarks are the property of their respective companies. All rights reserved.

MDM for schools

Cloud-based mobile device management for iPads and other Apple devices.



As an MDM for education, we've built every feature of Securly MDM with your needs in mind. Our MDM for schools includes classroom device management tools to keep students on task.



Listed on Apple's "IT for Education" site, our MDM supports the latest Apple technologies and offerings.



Features

- Designed specifically for schools, not corporate
- Set up your own app management workflow and streamline the experience, including defining the steps and who is responsible for them
- Submit app requests using the App Store for the apps students need. The request then follows your custom workflow for evaluation and is approved or denied based on your criteria
- Give students the ability to pick and choose what to download from a pre-approved list of apps with our Self-Service App Installation
- Launch an app or website on all student devices and lock students in. Web Lock for iOS lets you set Safari to remain on one or more sites, and disable everything else
- Freeze students' screens with a custom 'heads up' message, then release individual students or the entire class

To learn more about MDM, book a chat with Securly today!





Capture observations about student wellness that often go unnoticed



Teachers and other school staff often observe things about students that can point to larger issues in that child's life. If a student shows up to school unkempt, hungry, or with bruises, it's clear there's something wrong, but this type of information isn't always recorded. These incidents can add up, and knowing what a student is going through is crucial for their safety, wellness, and success. While some schools try their best to capture and make sense of this information, lots of crucial data that can help schools understand student needs and provide them with the help they need is lost.

With Securly Observe, you give teachers and other school staff members an easy-to-use, quick way to record wellness observations for any student. With that information at their fingertips, counselors and student support staff are empowered to give students the resources they need to heal, cope, and stay safe from harm. With Observe, you can:


- Give teachers and school staff an easy way to record any wellness observations or concerns.
- Centralize wellness data in an intuitive interface that student support staff can use to take action.
- Search through collected wellness data in an easy-to-use way that lets student support staff keep track of potential concerns before they get worse.
- Integrate real-world wellness observations with online wellness data from Securly Aware and self-reported data from Securly Rhithm

How Observe works

Teachers and other school staff use Observe to record observations about student wellness when they see something concerning.



Student support staff refer to Observe to understand what a student is going through.



Schools use real-world data from Observe to better understand what students are going through and provide students with useful preventative resources.



Get a holistic picture of your students' safety and wellness with Securly Observe

With Securly Observe, you can simplify capturing student wellness data and know that you're providing at-risk students with the help they need.

Ready to see the power of Observe for yourself? Request a personalized demo today.

[REQUEST A DEMO](#)



✉ sales@securly.com


☎ 1-855-SECURLY

🌐 www.securly.com

©2023. Logos and trademarks are the property of their respective companies. All rights reserved.

on-call

Let us help you quickly identify students in crisis



Crucial signs that a student is contemplating self-harm, suicide, or violence can go unnoticed. The clues are often there, though. Securly Aware detects these clues in students' online activities and web searches, then notifies school personnel via email so they can investigate.

However, many student services teams are under-resourced and aren't able to respond to Aware alerts quickly. The Securly On-Call service is here to help shoulder the responsibility. On-Call is a team of highly trained student safety analysts who analyze your Aware alerts and notify you immediately—within 5 minutes or less—of extreme risk situations. They're on-call and ready to assist when you need them—whether 24/7, during school hours, or anywhere in between. You can rely on the Securly On-Call team to:

- Manage your flagged activity notifications from Aware
- Conduct a thorough alert analysis and risk assessment
- Escalate response as warranted by the risk level
- Notify school personnel by phone or text within minutes if a student's risk is extreme
- Deliver in-the-moment alerts that have the potential to save student lives

"Securly flagged several searches by a student. This student had no [documented] issues with depression, but she was actively searching about suicide. Within moments of the counselor being alerted, the parents were notified, and the student was given help. The response was quick, and I believe it literally saved this student."

Andrea Circle

Technical Support, Tecumseh Local Schools

How On-Call works



Benefits & Features

- Reliable, on-call management and analysis of Aware alerts
- Coverage when you need it, whether during certain hours only or 24/7
- Highly trained analysts with expertise in student safety and mental health
- Thorough risk assessment, including analysis of additional context, to determine severity
- Defined escalation response protocol
- Potentially life-saving intervention in critical situations
- Fastest response time—less than 5 minutes in extreme risk situations

Support your students when they need you most

With Securly On-Call, you can have the peace of mind that you're always covered when it comes to your students' safety and wellness.

See for yourself how On-Call helps you know which students need help now so you can intervene quickly.

[REQUEST A DEMO](#)



✉ sales@securly.com

☎ 1-855-SECURLY

🌐 www.securly.com

©2022. Logos and trademarks are the property of their respective companies. All rights reserved.



Uncover student app usage insights to make smart edtech decisions



When your district or school is running dozens of educational apps and licenses, you need to know which investments are actually being used and paying off. Chances are, you're unknowingly wasting precious budget dollars on edtech tools that are underused or not being used at all.

Given the sheer volume of applications and websites that may be in use, identifying these hidden budget drains can feel like an insurmountable task. Stop-gap solutions like conducting manual surveys and piecing together individual reports are imperfect at best and often provide only limited insights. There has to be a better way.

You'll find it in Securly Reveal. Providing unprecedented visibility into application, website, and device analytics, Reveal helps you know exactly what edtech tools are being used, by whom, and how often. You're able to measure how both paid and free resources are used, so you can measure your return on academic achievement and make data-supported decisions.

With Reveal, you get complete usage data so you can know the impact of your education technology program:

- Gain deep insights into app and website usage
- Reduce wasted technology spend at the district and school level
- Identify opportunities for additional tech training and PD
- Access and export reports on demand to inform decisions

"Securly Reveal helps us see the actual usage of products we have purchased across the district. We're able to compare the usage data provided by the service or fill in the actual usage data that they don't provide."

Jacob Standish,
Program Manager, Technology Services, Charlotte-Mecklenburg Schools

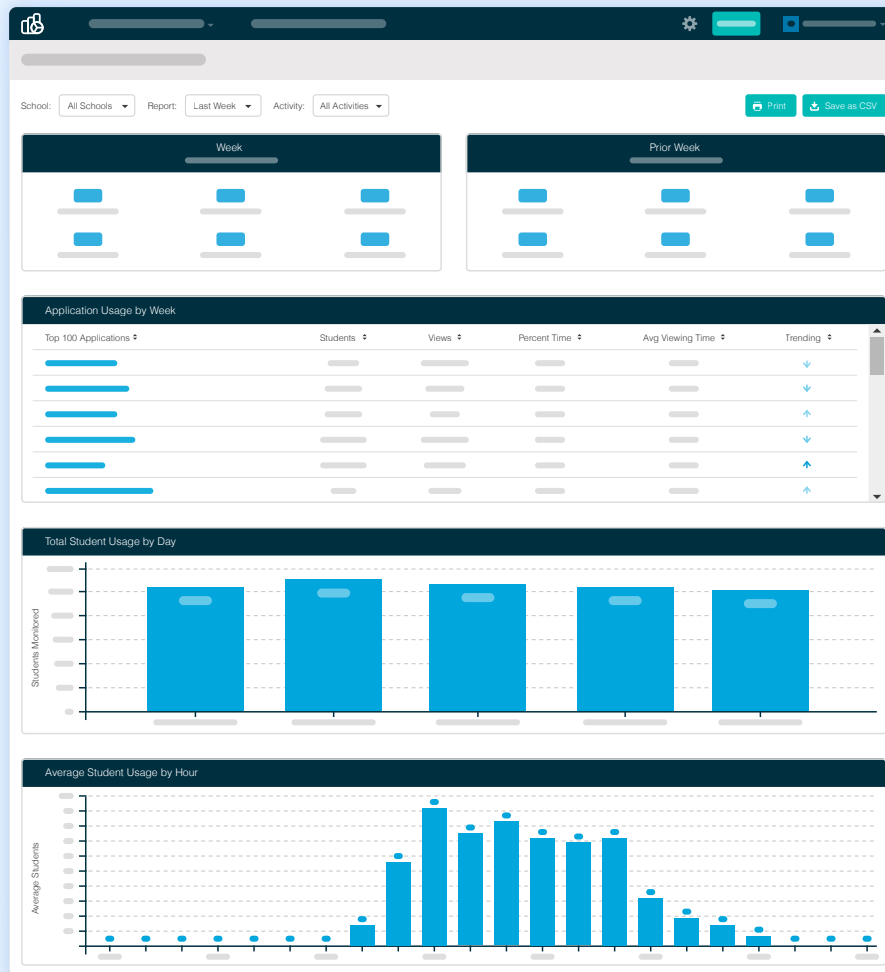
How Reveal works



1. Reveal is “always on” and automatically collecting activity data for the websites and apps being used on student devices.



2. All activity data is consolidated in a single dashboard for easy access and analysis.



3. Save reports and export data to inform decisions and identify budget opportunities.

Benefits

- Get on-demand access to edtech usage data
- Visualize aggregated application, website, and device data in a single dashboard
- Know exactly how apps and websites are being used — or not
- Identify and eliminate waste to optimize return on academic achievement
- Make smart edtech decisions supported by actual usage data

Features

Simple Deployment

- Get up and running quickly with our import manager and pre-defined data import templates.

Cloud Delivery

- Scale an unlimited number of wireless devices with no server requirement and absolutely no impact on your network performance.

Analytics & Insights

- Know what applications and websites are being used, by whom, and how often to inform technology allocation and decision making.
- Track how many devices are being monitored, and understand usage trends.

Cross Platform

- Works on Chromebook, PC, and Mac devices and in mixed environments.

Accurate Class Rostering

- Integrates directly with student information systems (SIS), including PowerSchool, Infinite Campus, and Skyward, to streamline implementation and ensure accurate class rostering.

Data Security

- Stores student information as de-identified data accessible only via permission set for each user role.

Data Access

- Gain unrestricted access to your data, plus holistic and comprehensive reporting.

Understand edtech usage to maximize your return on investment

Your decisions are only as good as the information you have to support them. With Securly Reveal, you'll know exactly how edtech tools are being used so you can make smart decisions supported by data and optimize your budget for maximum impact.

Experience the power of Reveal for yourself. Request a personalized demo today.

[Book a Reveal demo](#)



✉ sales@securly.com

☎ 1-855-SECURLY

🌐 www.securly.com

©2023. Logos and trademarks are the property of their respective companies. All rights reserved.



Teach essential wellness skills, and gain actionable insights



The teaching of essential wellness skills is foundational and proven to have a positive and long-reaching impact on student outcomes, both in school and beyond. When educators help their students develop self-awareness and emotion regulation skills, they see improvements in everything from classroom behavior to academic performance to college readiness.

While the evidence supporting the importance of life skill development is indisputable, districts and schools often find it difficult to teach these skills. When your resources are already stretched thin, it's understandably challenging to add in yet one more thing. You can make it surprisingly simple with the Rhithm app.

Rhithm is a quick and easy check-in tool that helps students, as well as staff, develop deeper self-awareness and emotion regulation. Using an emoji-based self-reporting questionnaire, Rhithm makes it easy for students and staff to “name and claim” their current feelings. Depending on their answers, they’re presented with short evidence-based learning activities. In less than five minutes, you can help your students and staff develop healthy habits, plus gain invaluable insights into school climate and wellness. With Rhithm, you can:

- Teach essential skills that improve wellbeing—in just a few minutes each day
- Provide equitable access to evidence-based wellness lessons and activities
- Get students ready to learn so they achieve to their full potential
- Identify students who may be struggling and in need of immediate intervention
- Gain invaluable insight into school climate and wellness trends
- Create data-informed and evidence-based action plans

“I love using Rhithm because it helps reach ALL of our students instead of just the few I can meet with on a daily basis.”

Christy Mendoza

School Counselor, Keller Independent School District

How Rhythm works

Students (and staff, too) self-report how they're feeling each day using a simple emoji-based questionnaire.



In under 5 minutes, you're able to support five key areas of wellness: mental, emotional, energetic, physical, and social (MEEPS).



Use self-reported data to visualize wellness trends, identify individual needs, and create evidence-based plans of action.



Benefits

- Support in-the-moment needs with evidence-based activities and lessons
- Identify student wellness concerns at an individual, school, and/or district level
- Know which students need help now and provide potentially life-saving interventions
- Deliver consistent Tier 1 intervention and prevention aligned with MTSS/RTI
- Use robust self-reported data to inform Tier 2 and Tier 3 interventions
- Share essential, action-oriented reports with teachers and school leaders

Features

- Simple emoji-based daily check-ins
- Easy setup
- Alignment with evidence-based frameworks (MTSS, RTI, TBRI)
- Integration with Classlink and Clever
- Lessons that automatically adapt for age, grade, and learning level
- Customizable surveys and assessments

Support student and teacher wellness with Securly Rhythm

With Securly Rhythm, you support the development of invaluable life skills, while gaining critical insights into student wellness and school climate.

[Register for a demo now](#)



✉ sales@securly.com

☎ 1-855-SECURLY


🌐 www.securly.com

©2022. Logos and trademarks are the property of their respective companies. All rights reserved.



Know who's visiting your campus and when

In today's schools, visitor management is critical. You need to know who's on your campus and when to be able to keep your students and staff safe.



Securly Visitor is a visitor management system (VMS) designed specifically for K-12 schools. By providing the capabilities you need most, and none that you don't, Securly Visitor streamlines visitor management, giving you a simpler and more reliable way of tracking school visitors.

With Securly Visitor, you can be confident that guests have been screened, identity-validated, and accounted for. You're able to:

- Automate the check-in process for front office staff
- Validate visitor identities and run background screens
- Verify visitors are authorized to pick up students
- Silently alert security staff of unwelcome or potentially dangerous visitors
- Implement customizable health screening questionnaires
- Print visitor badges with guest photos
- Easily access and search visitor logs

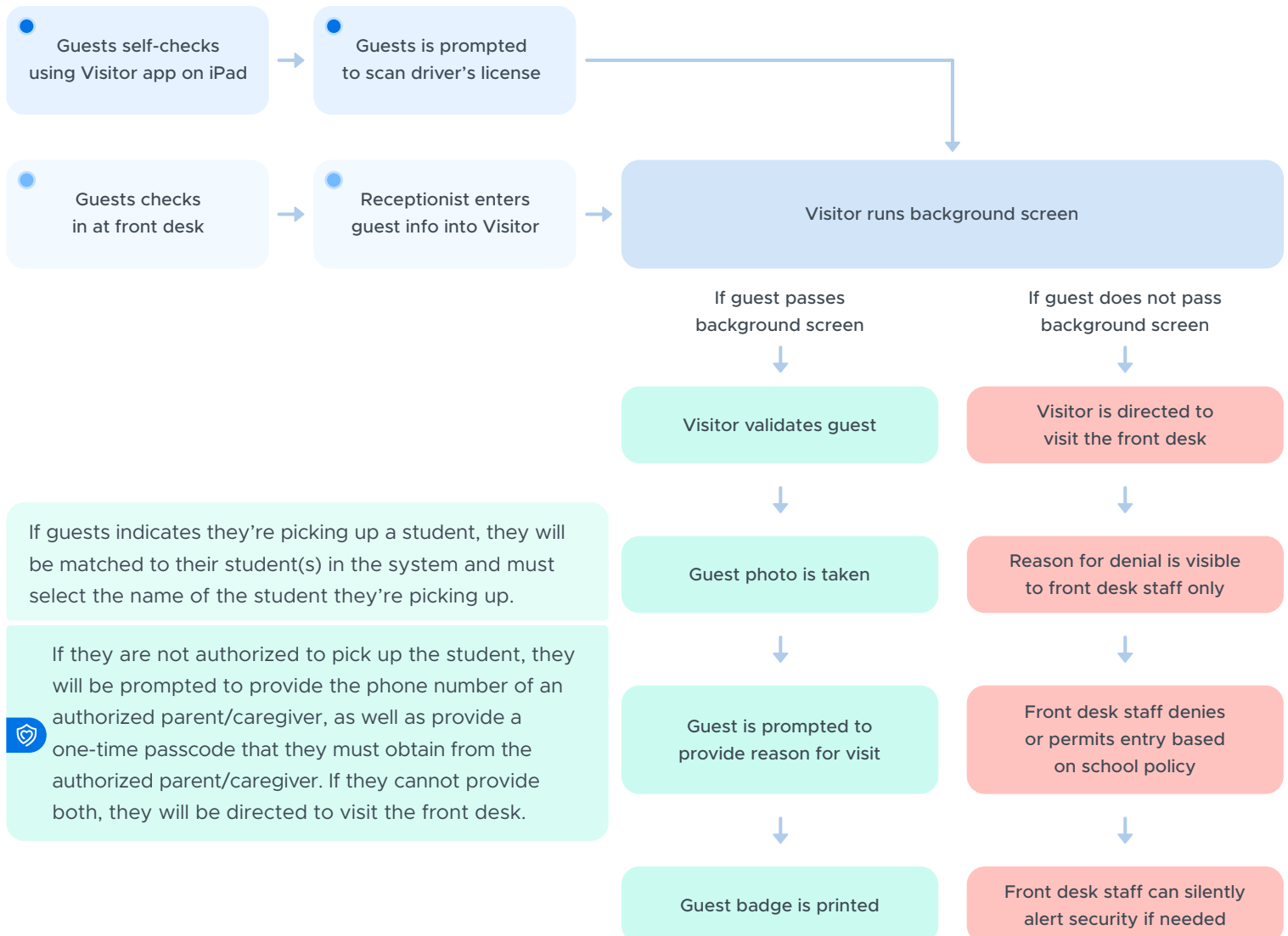
"We didn't realize how badly we needed Visitor until we started diving into our security procedures. We were using a simple badge system and trusting that visitors picking up students were who they claimed to be. With Visitor, we know for sure who a visitor is and that they're authorized to be there or pick up that child."

Dan Lienemann, School Resource Officer
South Gibson School Corporation

How Visitor works

- 1 When a guest enters your school, they self check-in on an iPad. Alternatively, they can provide your front office staff with their information and the reason for their visit.
- 2 The guest is prompted to scan their driver's license, which can be instantly scanned against sex offender registries and customizable watchlists.
- 3 If the guest passes the background screen, Visitor will permit entry and can automatically print a visitor badge.
- 4 If they don't pass the background screen, front desk staff are notified. If the guest refuses to leave, front desk staff can silently alert a safety officer or designated emergency contacts.
- 5 Each visitor's information is stored, making subsequent check-ins even quicker and easier.

How Visitor automates and streamlines school visitor management



Benefits & Features

- Quick and easy guest check-in process — approximately 1 minute from start to finish
- Screen guests against customizable watch lists, including sex offender databases
- Silent alert notifications to school security staff and/or emergency contacts
- Confirm students are being picked up safely
- Customizable health screening questions
- Print badges with guest information, including photo
- Use a self-check-in kiosk to let guests sign themselves in
- Kiosk interface available in English and Spanish
- Easily access and search visitor logs
- Download or share visitor logs via email

Optional Hardware

- iPad (iOS 11 or later), required for self check-in
- Webcam, if capturing photos without self check-in
- DYMO LabelWriter 450, 450 Turbo, 550 Turbo, or Brother QL-820NWB Desktop Label Printer if printing badges

Gain the security and confidence a visitor management system provides

Know who's on your campus and when with Securly Visitor. Ready to see for yourself how Securly Visitor automates and simplifies school visitor management?

[Register for a demo now](#)



✉ sales@securly.com

☎ 1-855-SECURLY

🌐 www.securly.com

©2022. Logos and trademarks are the property of their respective companies. All rights reserved.